


Call

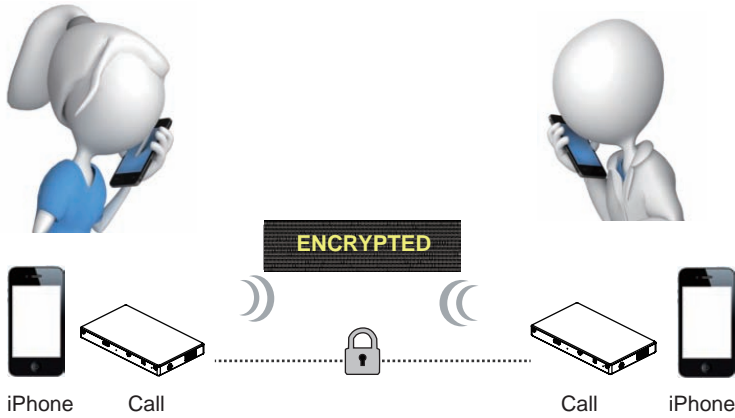
Voice Encryptor/Decryptor

User Guide

Package Contents



II. Requirements:

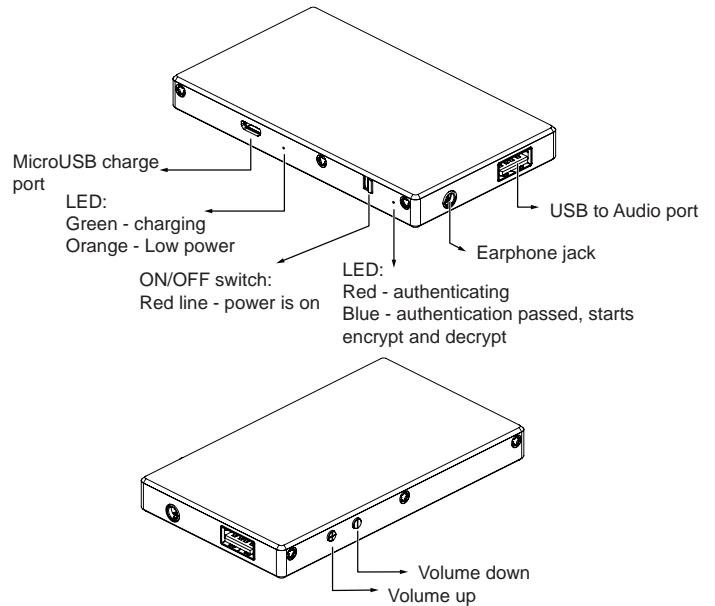


Both sides using an encrypted call must have an iPhone and an Call encryptor. Call supports iPhone 5S, iPone 6, and iPhone 6 plus.

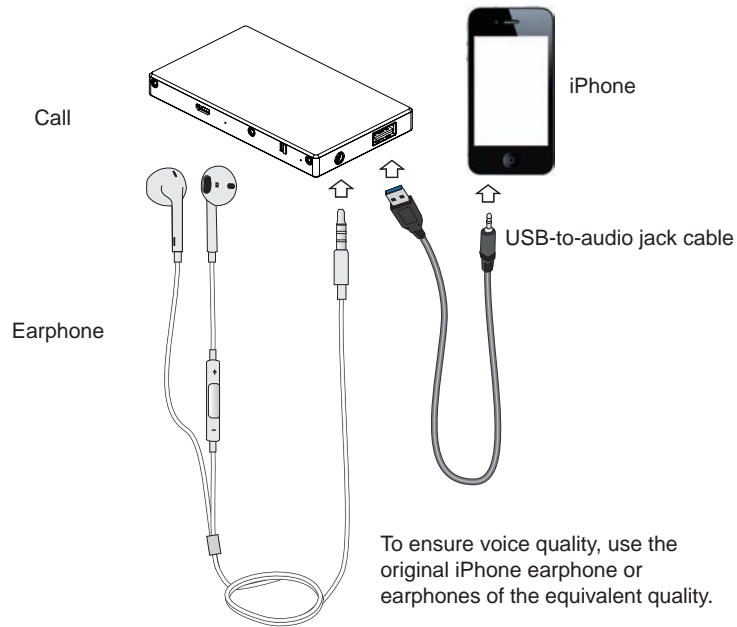
IV. Operation Procedure

1. Connect the earphone jack-to-USB cable between iPhone and Call. Connect your iPhone earphone to the earphone plug on the Call. Quality earphone is recommended for optimized microphone input.
2. Make sure the receiver has also connected the Call and dial his/her number.
3. **Make sure you turn the volume up to the maximum** using the volume adjustment buttons on the Call.
4. Turn on the Call. Red LED strip indicates processing the authentication. Blue strip indicates authentication success, encryption and decryption are in process.
5. The mutual authentication process takes about 20 secnds. If the LED strip does not turn blue after 33 seconds, it indicates that the authentication fails. Please turn off the Call and re-start the procedure.
6. To end an encrypted call, turn off the Call. Flip the ON/OFF switch to turn off.
7. The FaceTime audio communication is also supported.

I. Interfaces:



III. Connections



V. Q & A

1. How to charge the Call?
Connect the MicroB USB cable between the Call and a USB port on a PC. When the Green LED is lit, charging is in progress. When off, Call is fully charged.
2. The voice quality is low or encrypted call failed for unknown reason?
Restart the iPhones on both sides.
3. How long is an encrypted call?
5 hours if both Calls have been fully charged.
4. Is International call supported?
Due to the possible latency in international all, international call is currently not supported.

VI. Warranty

1. This product is powered by a Li-ion battery. The warranty does not apply to the following:
Repairs have been made or attempted by others
Repairs are required because of normal wear and tear
The Power Tool, Battery or Charger has been abused, misused or improperly maintained
Alterations have been made to the Power Tool, Battery or Charger
The Power Tool or Charger has been used with a non-genuine or "knock-off" battery
2. Do not disassembly the Call. Doing so will void all product warranty.